



HPS Solidflex  
Traction

# Brawler HPS Telehandler

## PREMIUM SOLID

Brawler HPS (High Performance Solid) Telehandler tires are the best choice to perform in demanding environments.

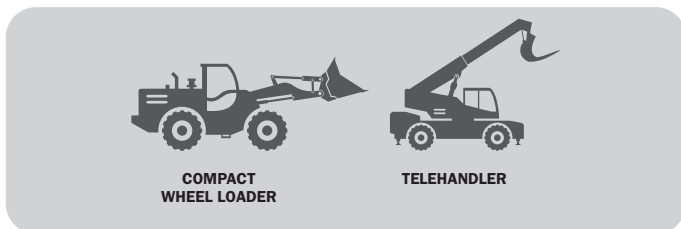
The PROSOFT line is designed to deliver a superior ride, which increases uptime and decreases equipment wear and operator fatigue.

The wide, flat tread design provides exceptional stability and extended operating hours.

### Main Benefits

- Outstanding ride comfort
- Durable cut-resistant rubber compound eliminates downtime caused by flats and sidewall cuts
- Press on to flat-based wheels
- Deep lug tread design offers three times more wear than a pneumatic tire
- Excellent traction

### Application



### Tire Features



# Brawler HPS Telehandler

PREMIUM SOLID

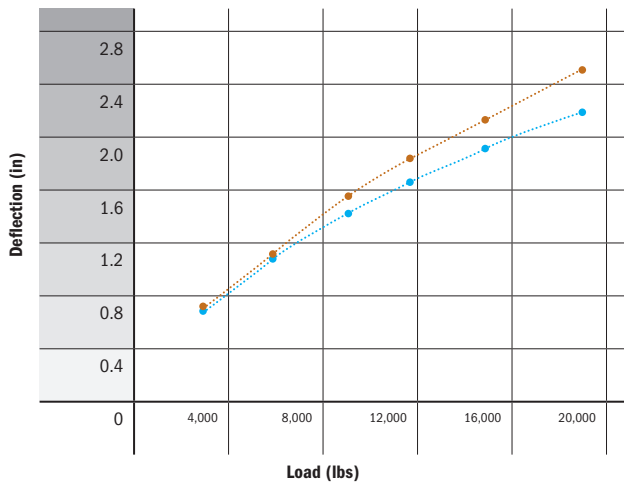
## HPS SOLIDFLEX TRACTION

Tire Size	Alternative Metric Size	Rim Size	Overall Diameter [inch]	Section Width [inch]	Tread Depth [32 <sup>nd</sup> ]	Load Capacity 6 mph [lbs]
<b>43x15-24</b>	405/70-20	10.0-24	42.9	15.0	103	12,348
<b>47x17-24</b>	405/70-24	10.0-24	46.9	16.9	126	13,892
<b>13.00-24</b>		8.5-24	51.0	4.0	129	13,087
<b>14.00-24</b>	385/95-24	8.5-24	53.0	4.4	141	14,785

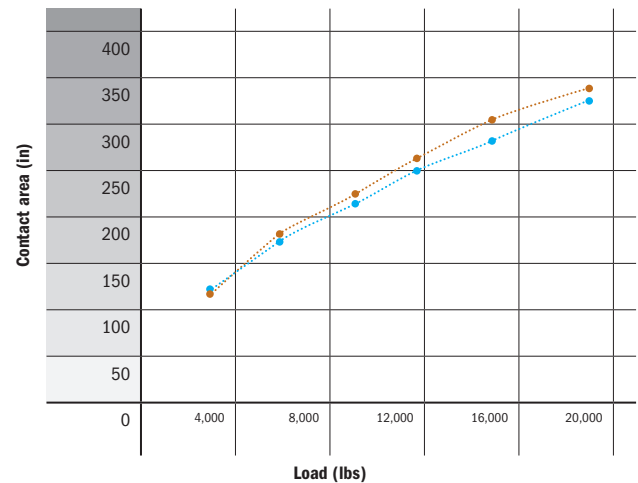
## Comparing Telehandler Prosoft vs Regular

Deflection - Index %	<b>+12%</b>
Footprint - Index %	<b>+6%</b>

**DEFLECTION**



**FOOTPRINT**



- HPS SF Traction Prosoft
- HPS SF Traction Regular

- HPS SF Traction Prosoft
- HPS SF Traction Regular



Trelleborg Wheel Systems Americas, Inc.  
 107 Audubon Road, Building 2, Suite #205, Wakefield, MA 01880  
[www.trelleborg.com/wheels/us](http://www.trelleborg.com/wheels/us)

Follow us  



Discover our virtual showroom

[virtualshowroom-wheels.trelleborg.com/wheels/us/](http://virtualshowroom-wheels.trelleborg.com/wheels/us/)

