

Trelleborg



TM1000 ProgressiveTraction® Enrich your farming

In the decades to come, agriculture will be asked to feed the world's growing population while meeting a greater demand for renewable sources of energy. Within this context, Trelleborg continues to expand the product offering with new technologies, products and services aimed at increasing productivity while protecting our planet.

The TM1000 ProgressiveTraction® tire, engineered according to VF standards and equipped with the multi-award-winning ProgressiveTraction® technology, is an innovative tire solution which provides superior flotation, less stress on the soil and unbeatable traction. On the road, it guarantees low fuel consumption and emissions, premium handling and comfort while extending tire life.



**PREMIUM
TRACTION**




**LOW FUEL
CONSUMPTION**



**PREMIUM
COMFORT**



**EXCELLENT
HANDLING**



**MAXIMUM
FLOTATION**




**EXTENDED
TIRE LIFE**

The key features of ProgressiveTraction®



Dual anchor, better grip

The “double edge” increases the grip on the soil, improving traction while reducing slippage.



Reduced vibration, less fuel consumption

The wider base of the ProgressiveTraction® lug ensures higher resistance to lug vibrations reducing consumption and extending tire life.



Enhanced self cleaning, higher traction

The extra lug behaves as an additional terraces on the tread profile enhancing its great self cleaning capability and increasing efficiency of the lug.

Advanced technology for advanced farming



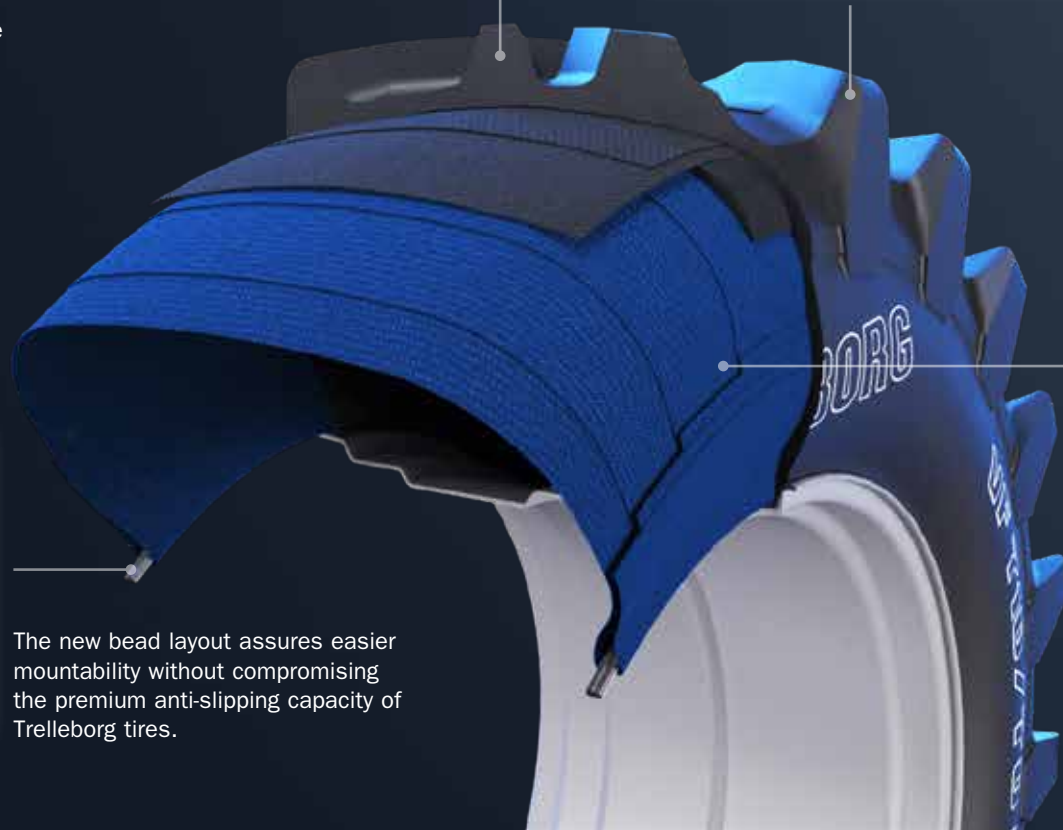
The new lug has been designed to increase the flotation performance while preserving the excellent traction capacity of TM1000 range.



The tread wings enlarge the tread width resulting in superior flotation and reduced soil compaction, boosting cost efficiency and productivity.



The new bead layout assures easier mountability without compromising the premium anti-slipping capacity of Trelleborg tires.



The new strong carcass absorbs the stresses transmitted during the different working operations without compromising the flexibility, essential to guarantee driving comfort at very low pressure.

Unparalleled VF-PFO advantages

More loads, less compromise

The TM1000 ProgressiveTraction® benefits from VF-PFO construction designed to increase efficiency both in the field and on the road, even under the heaviest working conditions. PFO (Pressure Field Operation) allows lower inflation pressure at speeds up to 15 km/h during field work, while VF technology supports higher load capacity at speeds up to 65 km/h. This leads to enhanced traction, reduced fuel consumption, and lower soil compaction, resulting in greater soil protection.



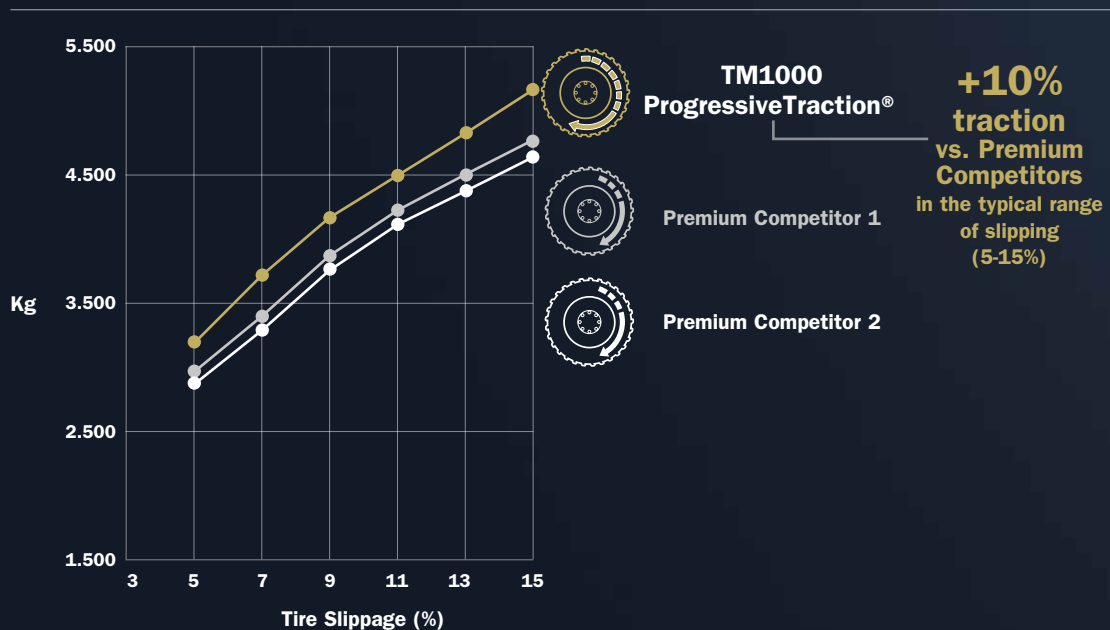
Example: 710/70R42

Technology	Load [kg]	Speed [km/h]	Inflation Pressure [bar]
STD			1.60
VF	7.535	10	1.50
VF-PFO			1.25

Proven traction Measurable efficiency

Field tests demonstrate the real-world advantages of TM1000 ProgressiveTraction® tire. With its dual-anchor design, it delivers up to 10% more traction at typical slip levels under PFO conditions. In comparative tests against leading premium tires, this extra traction translates directly into faster, more efficient plowing, helping agricultural professionals get more done with less fuel and reduced soil compaction. These results show how advanced tire design can make a tangible difference in daily field operations.

Traction force
Higher is better



Plowing efficiency - ha/h
Higher is better



Test conditions
Tire size: rear VF 710/70R42 PFO - Tire pressure: 1.0 bar - Load: tot. 11.450 kg; rear axle 8.050 kg (70% tot.)
Transmission set point: 2wd - Speed: 5,55 km/h ((±0,05 km/h) - Field: pre worked then compacted by passing convoy - Moisture 17%

Performance that lasts

Comparative evaluations conducted with independent agricultural testing centers confirm that the TM1000 ProgressiveTraction® tire maintains exceptional performance over time, even under the most demanding field conditions. Its durable tread compound and robust construction ensure that efficiency, traction, and fuel savings are preserved throughout the tire's long service life. By lasting longer, the TM1000 not only reduces downtime and replacement costs but also helps farmers maximize productivity season after season.

Tire life - hr/mm
Higher is better

92



**TM1000
ProgressiveTraction®**

+30%
higher durability
vs. Premium Competitor

71




**Premium
Competitor**



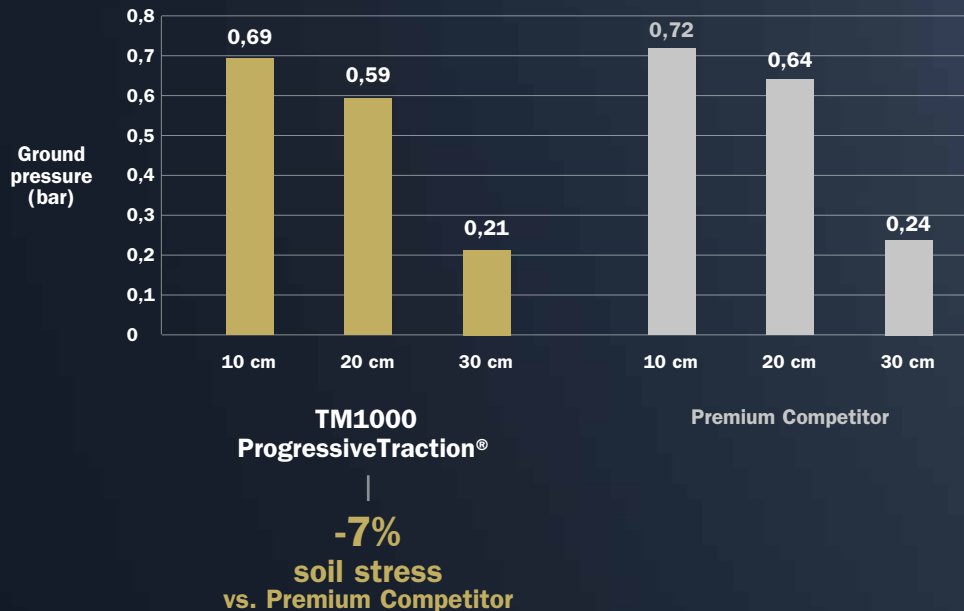
Test conditions
Tire size: VF 710/70R42 PFO - VF 600/70R30 PFO - Testing time: 5600 hrs

Lightness for lasting productivity

Independent field tests confirm that the TM1000 ProgressiveTraction® tire's extended footprint reduces soil compaction compared to leading premium tires. Evaluated at different soil depths, these tests show that the larger contact area spreads the load more evenly, protecting soil structure and preserving fertility. By minimizing soil stress, agricultural professionals can maintain healthier fields and enhance productivity over time.



Soil compaction
Lower is better



Footprint - mm²
Higher is better



Nominal conditions

TM1000 ProgressiveTraction® It's time for smart farming

Future farming will demand agricultural equipment to be smarter, more autonomous and always connected. Effectively, the TM1000 ProgressiveTraction® is designed to fit the latest smart and precision farming technology effectively, including new generations of CTIS (Central Tire Inflation Pressure) systems and pressure control tools.



ProgressiveTraction[®] Trusted. Tested. Guaranteed.

5,000 hours of guaranteed performance.



TM1060

TM1000
ProgressiveTraction[®]

TM900
ProgressiveTraction[®]

TM800
ProgressiveTraction[®]

TM800
PowerFlex

Trelleborg **ProgressiveTraction[®]** tires - available in the **TM1060**, **TM1000**, **TM900** and **TM800** ranges - are engineered to deliver superior traction, reduced slippage, and maximum durability. Now offered for rear axle, with **up to 5,000 hours** of certified tread wear performance.

Offer valid exclusively upon registration to the Premium Care Program at premiumcare.trelleborg-tires.com



TM1000 ProgressiveTraction®

Size	Tread Pattern	SW mm	OD mm	SLR mm	RC mm	SRI	Rim	Permitted Rims	Type
VF 600/70R28 PFO NRO 167D (164E)	TM1000 ProgressiveTraction®	605	1570	680	4615	725	DW20B	DW18L (NRO)	Tubeless
VF 540/65R30 PFO NRO 158D (155E)	TM1000 ProgressiveTraction®	540	1480	635	4450	700	W18L	DW18L - TW18L DW16L	Tubeless
VF 600/70R30 PFO 170D (167E)	TM1000 ProgressiveTraction®	615	1600	695	4785	750	DW21B	DW20B	Tubeless
VF 620/75R30 PFO 172D (169E)	TM1000 ProgressiveTraction®	640	1670	715	4945	800	DW23B	TW23B - DW21B DW20B	Tubeless
VF 420/85R34 154D	TM1000 ProgressiveTraction®	445	1585	670	4735	750	DW15L	DW14L	Tubeless
VF 480/70R34 PFO 158D	TM1000 ProgressiveTraction®	512	1590	690	4780	750	W18L	DW18L - W16L DW15L (NRO)	Tubeless
VF 650/60R34 PFO 168D (165E)	TM1000 ProgressiveTraction®	650	1670	740	4960	775	DW23B	MW23	Tubeless
VF 710/55R34 PFO NRO 170D (167E)	TM1000 ProgressiveTraction®	710	1665	725	4960	775	DW25B	TW25 - DW23 (NRO)	Tubeless
VF 710/60R34 PFO NRO 173D (170E)	TM1000 ProgressiveTraction®	710	1715	750	5125	825	DW25B	TW25 - DW23 (NRO)	Tubeless
VF 650/60R34 PFO 170D (167E)	TM1000 ProgressiveTraction®	660	1720	755	5085	825	DW23B		Tubeless
VF 650/65R38 PFO NRO 170D (167E)	TM1000 ProgressiveTraction®	655	1740	740	5175	825	DW23B	DW21B - DW20B (NRO)	Tubeless
VF 650/65R38 PFO 172D (169E)	TM1000 ProgressiveTraction®	670	1830	800	5480	875	DW23B	DW21B - TW23B	Tubeless
VF 650/85R38 PFO 182D (179E)	TM1000 ProgressiveTraction®	680	2085	900	6225	975	DW23B	DW21B	Tubeless
VF 710/60R38 PFO 174D (171E)	TM1000 ProgressiveTraction®	710	1840	805	5505	875	DW25B	TW25B	Tubeless
VF 800/70R38 PFO 184D	TM1000 ProgressiveTraction®	830	2078	860	6200	975	DW27B	DW25B	Tubeless
VF 800/70R38 PFO 187D	TM1000 ProgressiveTraction®	830	2078	860	6200	975	DW27B	DW25B	Tubeless
VF 650/65R42 PFO NRO 174D (171E)	TM1000 ProgressiveTraction®	665	1935	845	5810	925	DW23B	DW21B - DW20B (NRO)	Tubeless
VF 650/75R42 PFO 180D (177E)	TM1000 ProgressiveTraction®	670	2065	900	6160	975	DW23B		Tubeless
VF 650/85R42 PFO 183D (180E)	TM1000 ProgressiveTraction®	680	2175	955	6450	1025	DW23B	DW21B	Tubeless
VF 710/70R42 PFO 182D (179E)	TM1000 ProgressiveTraction®	740	2070	900	6190	975	DW25B	DW23B	Tubeless
VF 710/75R42 PFO 184D (181E)	TM1000 ProgressiveTraction®	740	2160	935	6400	1000	DW25B	DW23B	Tubeless
VF 900/60R42 PFO NRO 189D (186E)	TM1000 ProgressiveTraction®	883	2150	910	6445	1025	DW30B	TW30B - DW28B (NRO)	Tubeless
VF 750/70R44 PFO 186D (183E)	TM1000 ProgressiveTraction®	765	2190	945	6465	1025	DW25B	TW25B	Tubeless
VF 380/85R46 162D (159E)	TM1000 ProgressiveTraction®	360	1825	830	5490	875	DW12	W12 - DW13 - W13	Tubeless
VF 750/75R46 189D (186E)	TM1000 ProgressiveTraction®	760	2285	993	6850	1100	DW25B		Tubeless
VF 900/65R46 193D (190E)	TM1000 ProgressiveTraction®	895	2330	1010	6910	1100	DW30B		Tubeless
VF 480/80R50 PFO 166D	TM1000 ProgressiveTraction®	480	2050	905	6140	975	DW16L	DW15L	Tubeless
VF 480/95R54 PFO 180D (177E)	TM1000 ProgressiveTraction®	480	2295	1040	6865	1100	DW15L	TW15L	Tubeless





Shop our tires online



Discover our website

Follow us



Yokohama TWS S.p.A.
Via Nazionale Tiburtina, 143 - 00019 Villa Adriana - Tivoli (RM), Italy
Phone: +39 0774 3841 – info.tws@yokohama-tws.com
www.trelleborg-tires.com